

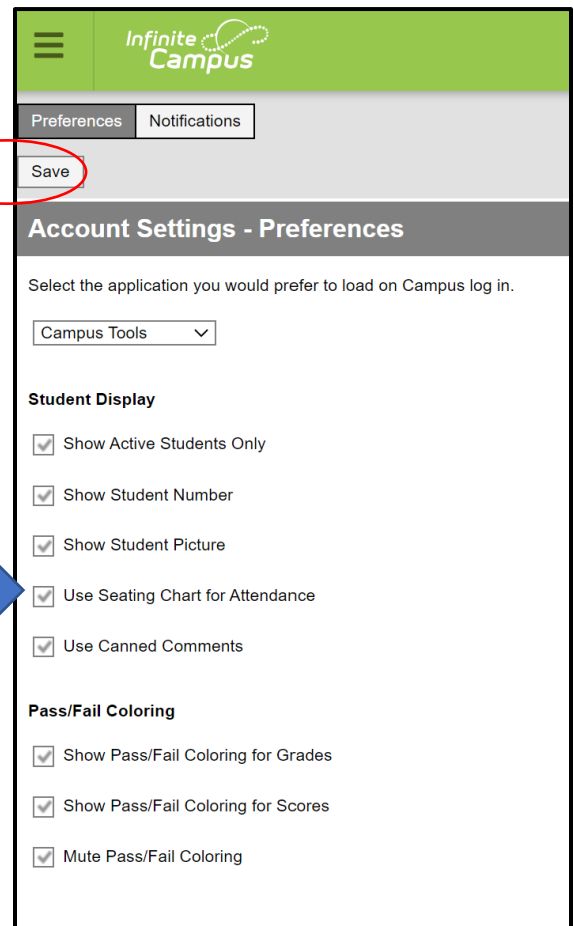
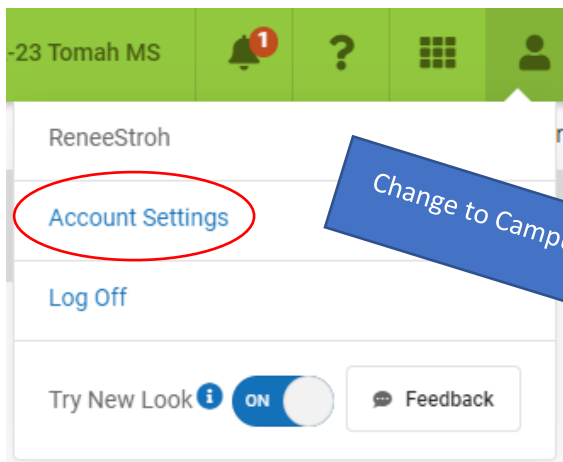
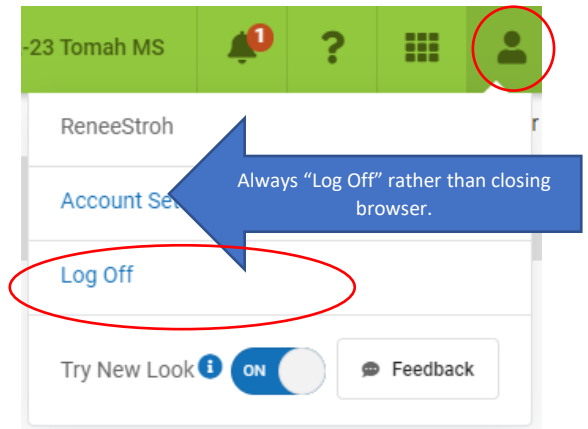
Infinite Campus Teacher 6-12 – Login and Initial Settings

[Try New Look - Video | Infinite Campus](#)

Before School Starts:

1. Login, Switch to New Look, & Enable Navigation w/in the Teacher Center

- Add email address and change password as directed. See [Login and Campus ID.docx](#) for further help on setting up your Campus Community ID.
- Once logged in, click on your “profile icon” (person in upper right hand corner of the screen) and
- toggle “Try New Look” to ON.
- Click on “profile icon” and select Account Settings
 - Click the drop-down arrow and change Campus Tools if you want to change to Campus Instruction.
 - **Remember to click on SAVE at the top.**



Teaching Center: Enable Classroom Navigation

Remember to turn “Enable Classroom Navigation” on if you want to navigate directly into the course via the course title found on the dashboard.

